



台達
電子



2009年 第一季財報
法人說明會

2009 1Q Result
Analyst Meeting

27 April 2009

- 合併財務數字乃根據財務會計準則公報第七號編製
Consolidated financials are based on
Statement of Financial Accounting Standard
No. 7
- 所有合併數字均經由會計師核閱
Consolidated numbers are reviewed by CPA

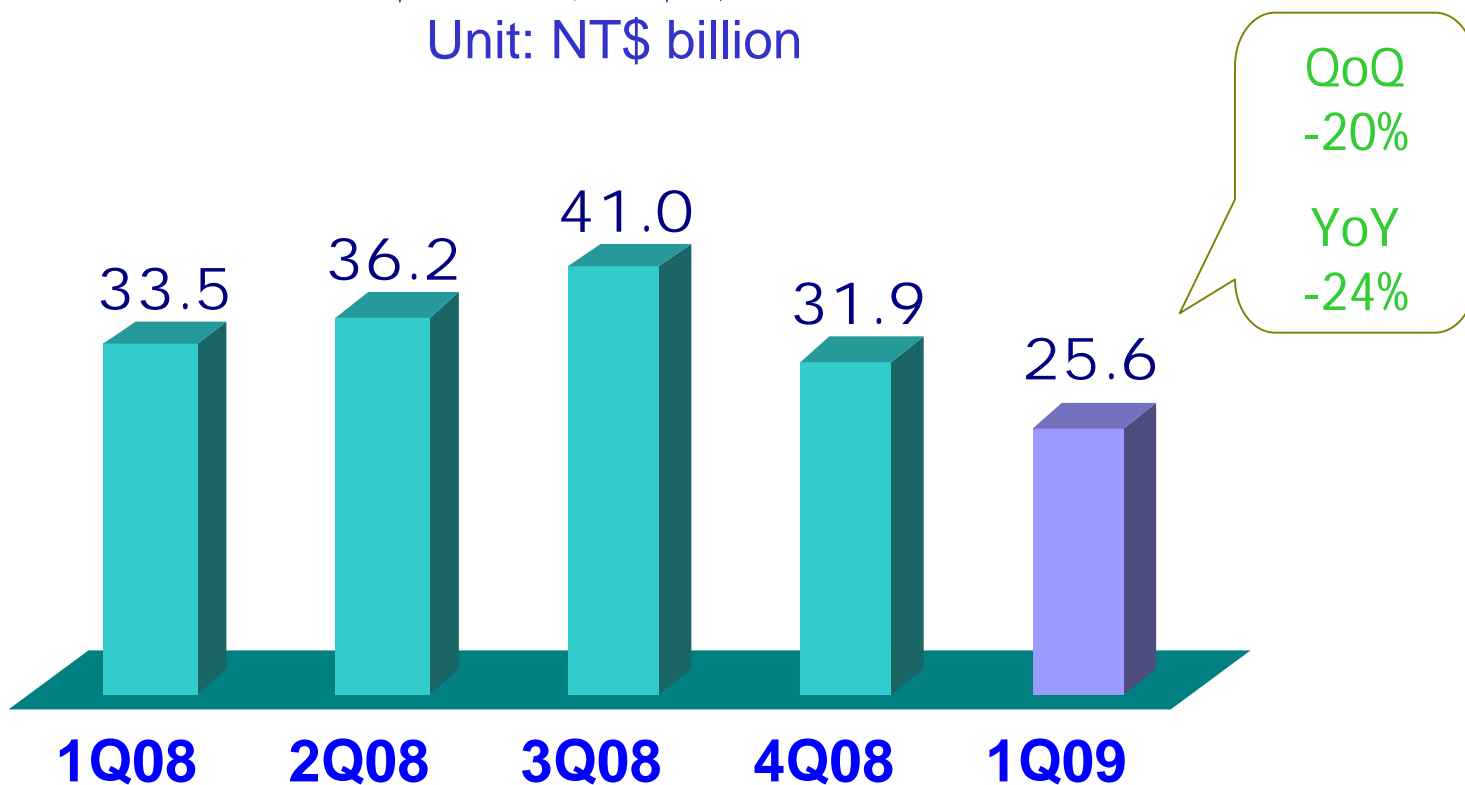


2009年第一季結算數字

2009 First Quarter Results

合併營收 Revenues

單位：新台幣十億元
Unit: NT\$ billion

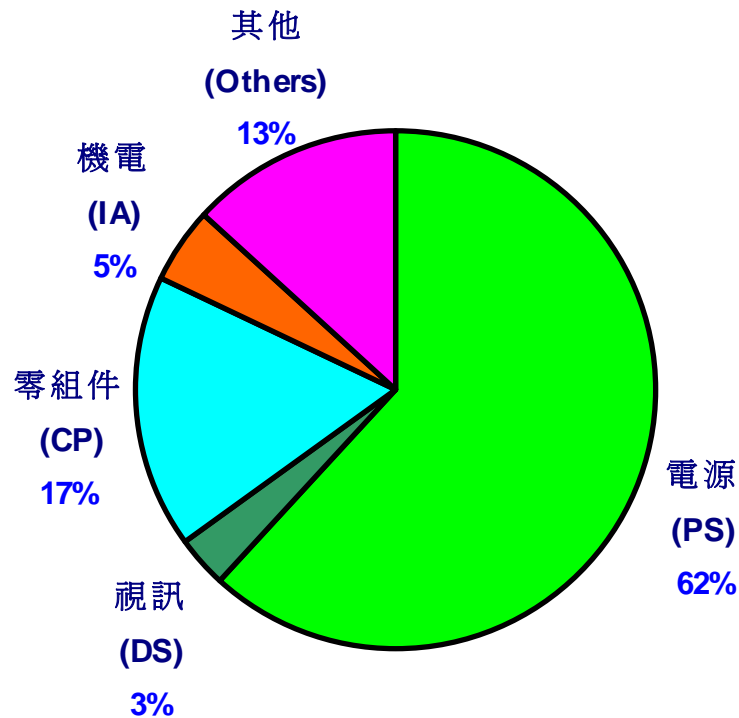
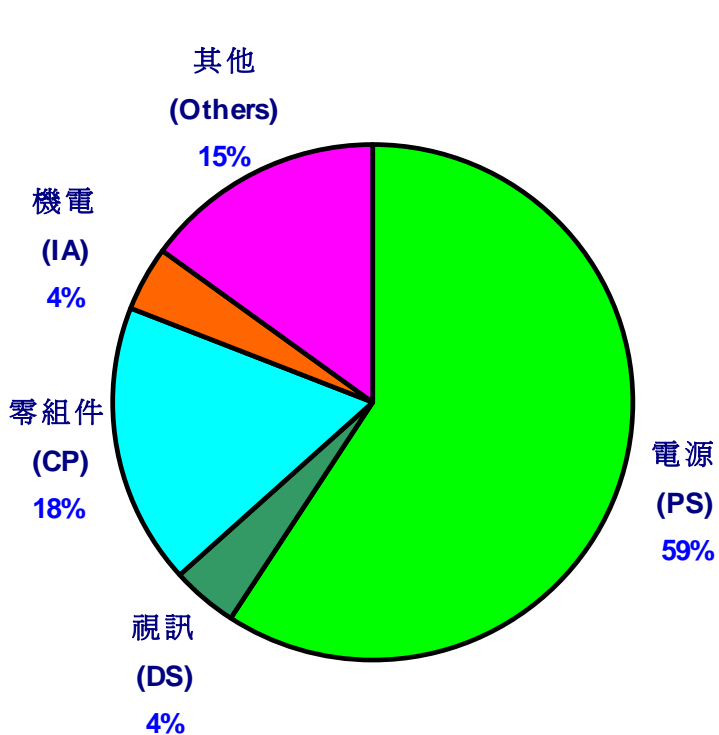


業務分類 (1)

Revenues by Product (1)

4Q08

1Q09



業務分類 (1)

Revenues by Product (1)

單位：新台幣百萬元
Unit: NT\$ million

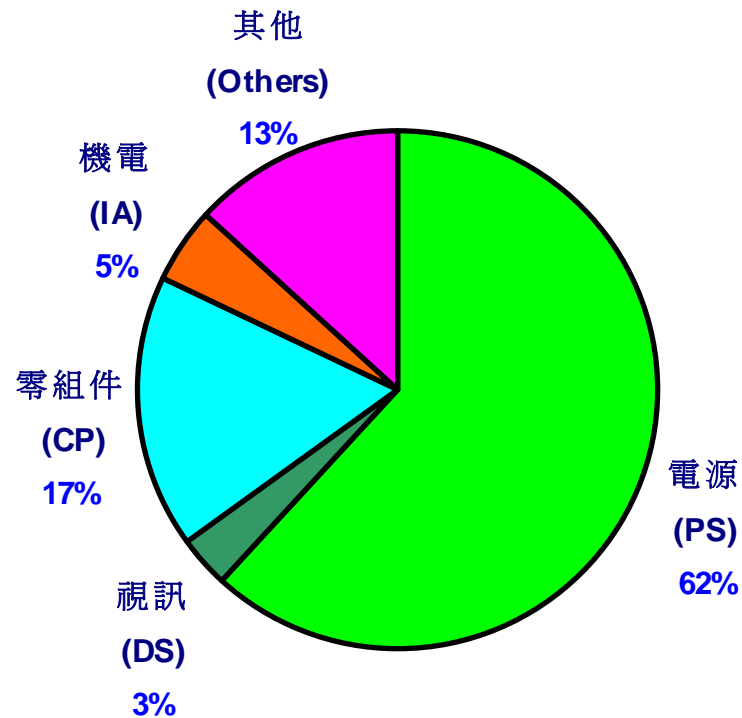
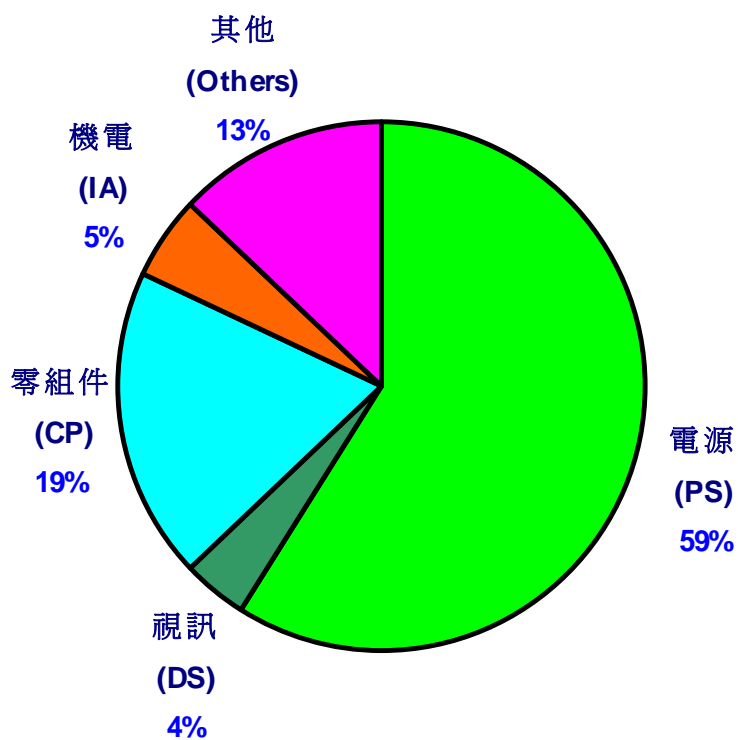
	4Q08	1Q09	Change
PS	18,859	15,965	-15%
CP	5,580	4,431	-21%
DS	1,317	717	-46%
IA	1,388	1,194	-14%
Others	4,775	3,280	-31%
Total	31,919	25,587	-20%

業務分類 (2)

Revenues by Product (2)

1Q08

1Q09



業務分類 (2)

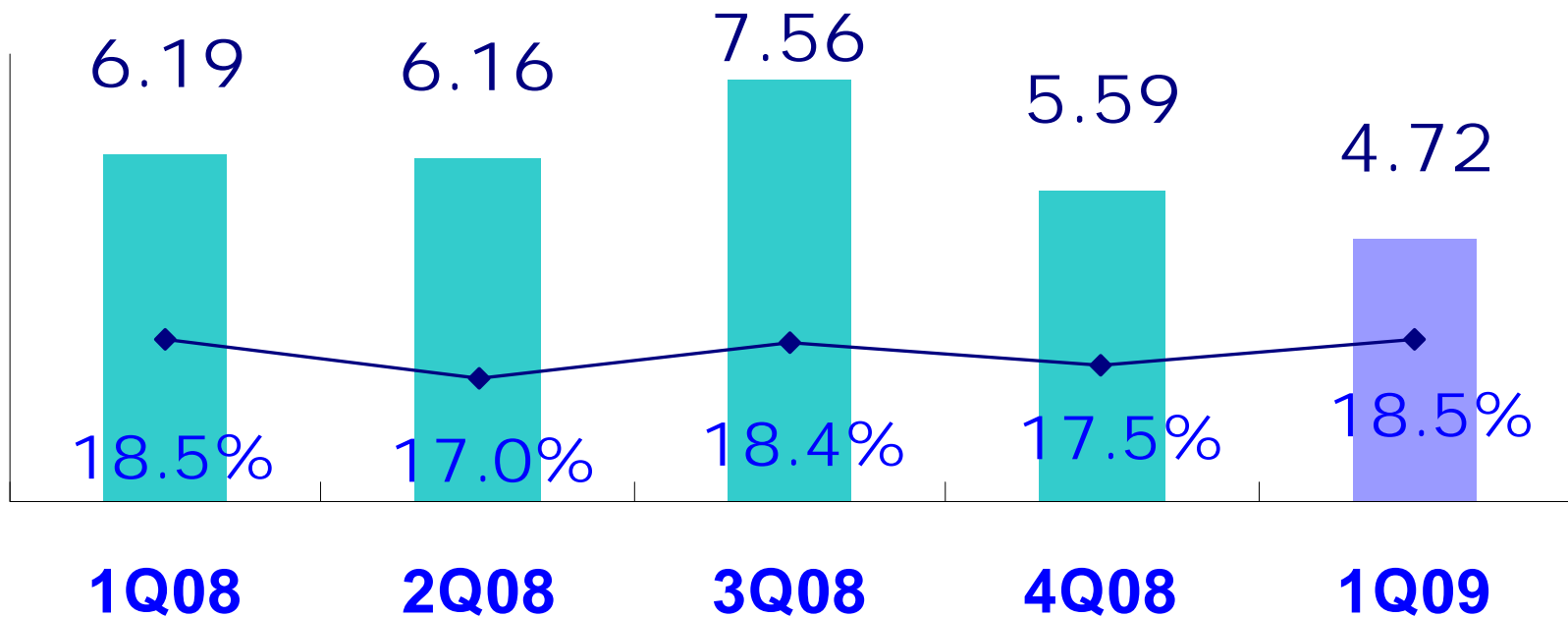
Revenues by Product (2)

單位：新台幣百萬元
Unit: NT\$ million

	1Q08	1Q09	Change
PS	19,719	15,965	-19%
CP	6,256	4,431	-29%
DS	1,196	717	-40%
IA	1,754	1,194	-32%
Others	4,595	3,280	-29%
Total	33,520	25,587	-24%

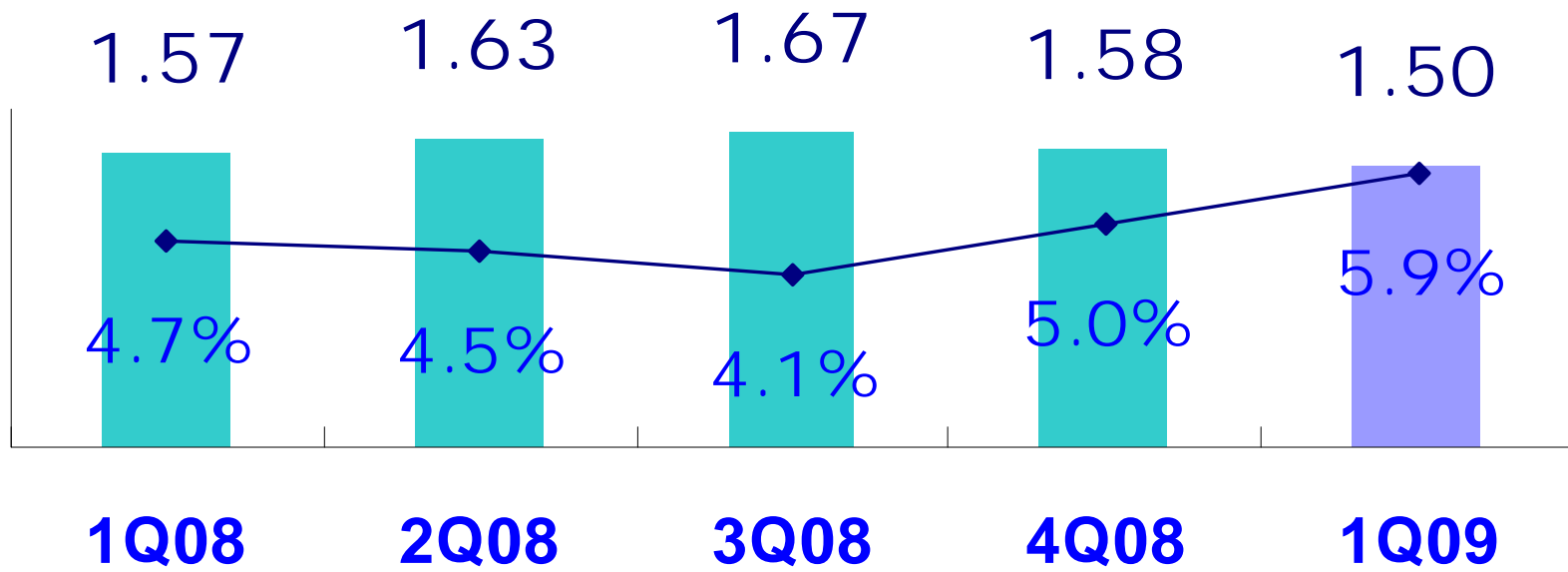
營業毛利 Gross Profit

單位：新台幣十億元及營收百分比
Unit: NT\$ billion & % of sales



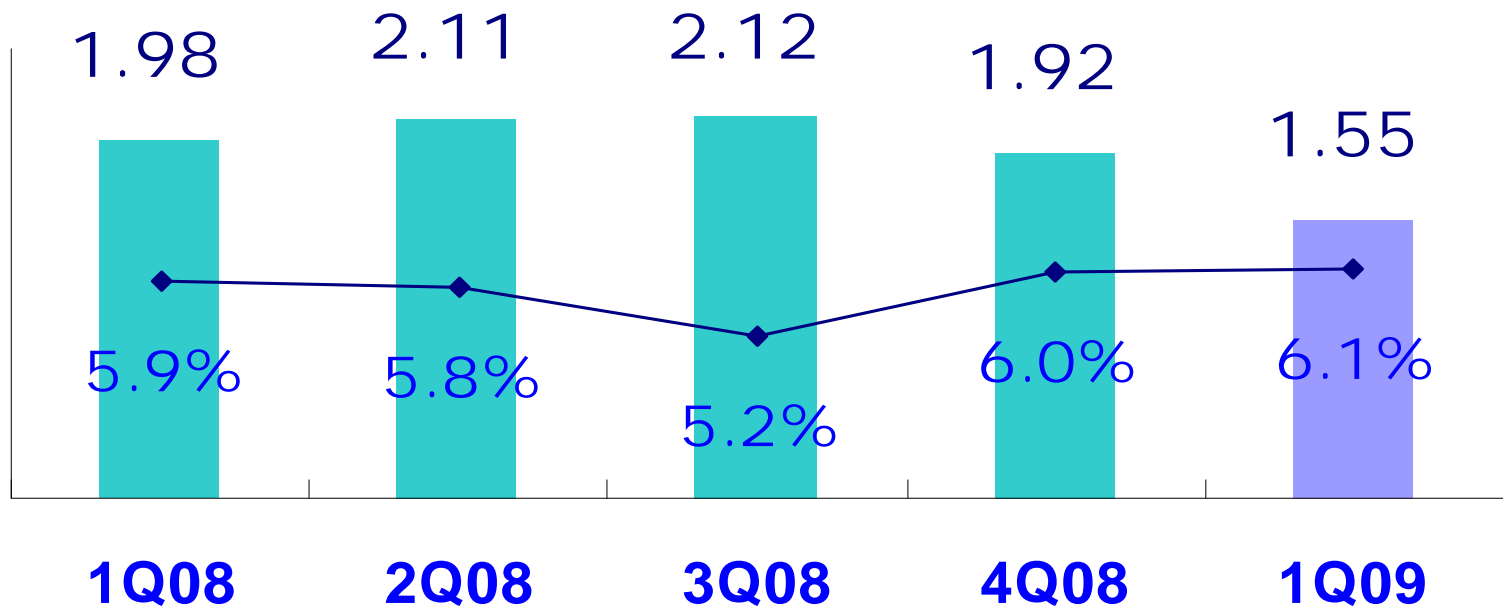
研發費用 R&D Expense

單位：新台幣十億元及營收百分比
Unit: NT\$ billion & % of sales



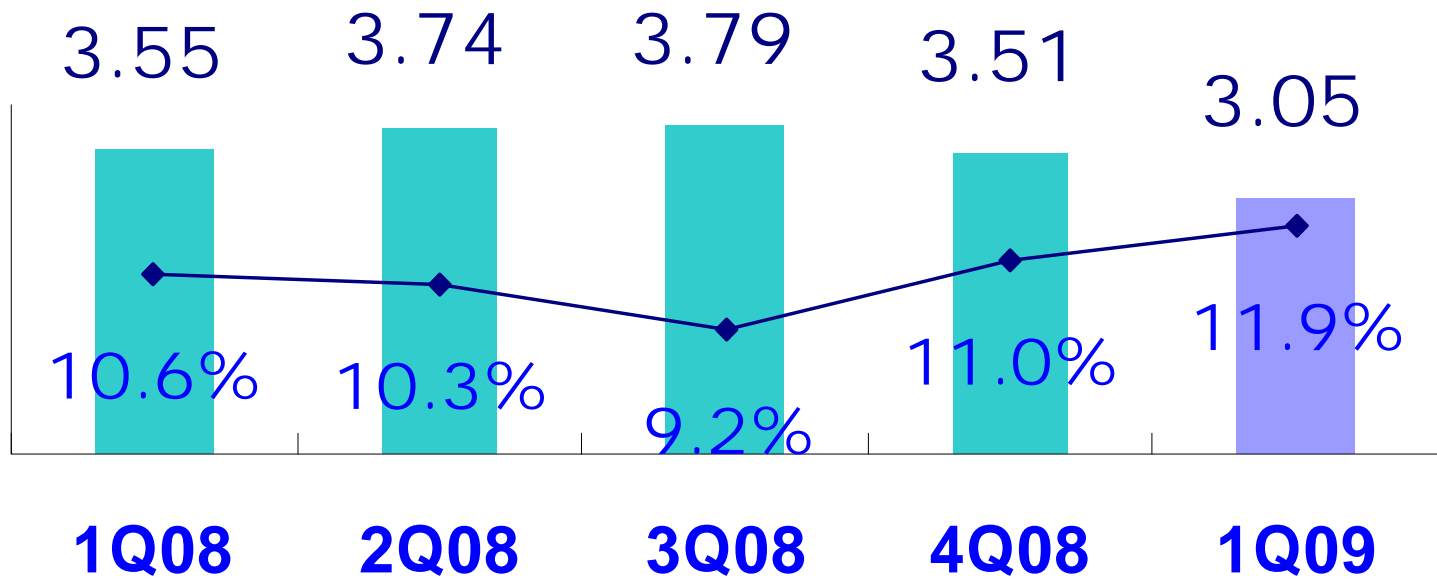
銷管費用 SG&A Expense

單位：新台幣十億元及營收百分比
Unit: NT\$ billion & % of sales



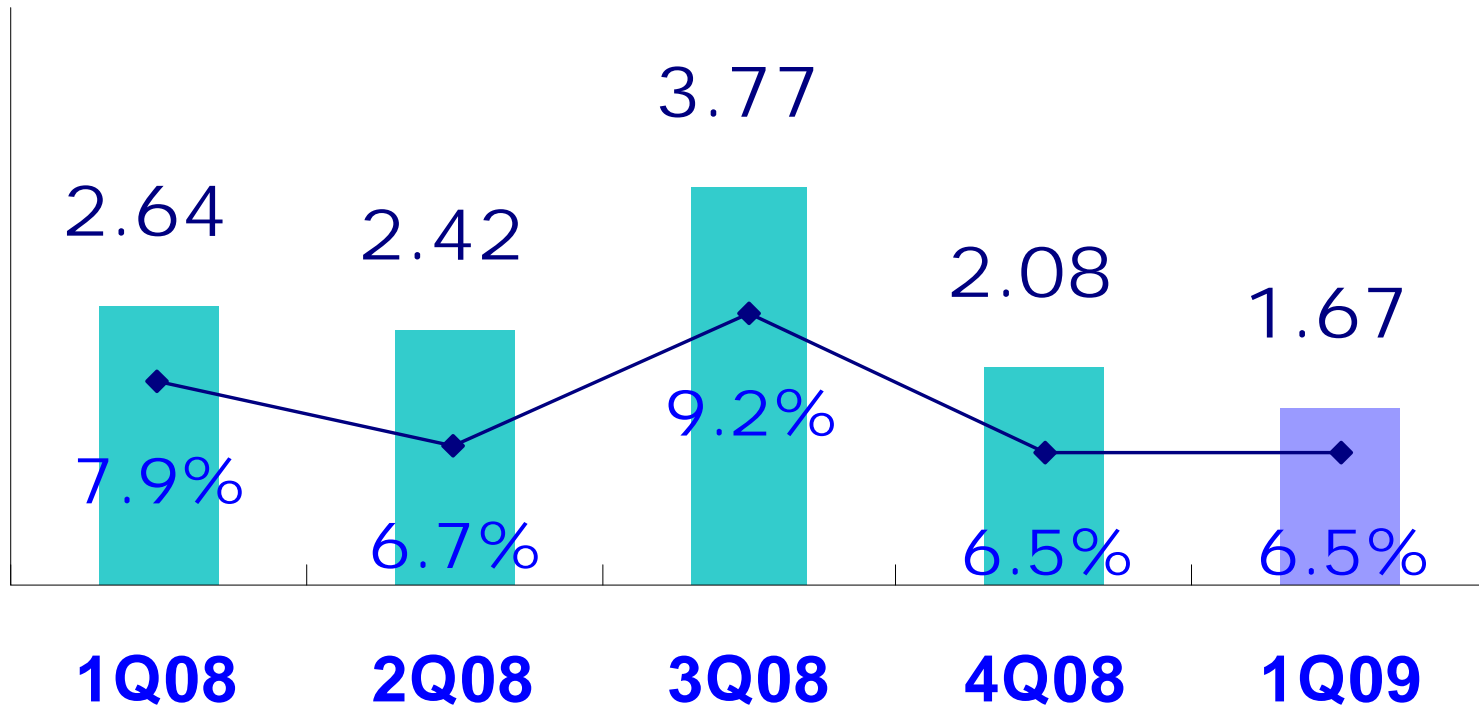
總營業費用 Operating Expense

單位：新台幣十億元及營收百分比
Unit: NT\$ billion & % of sales



營業淨利 Operating Profit

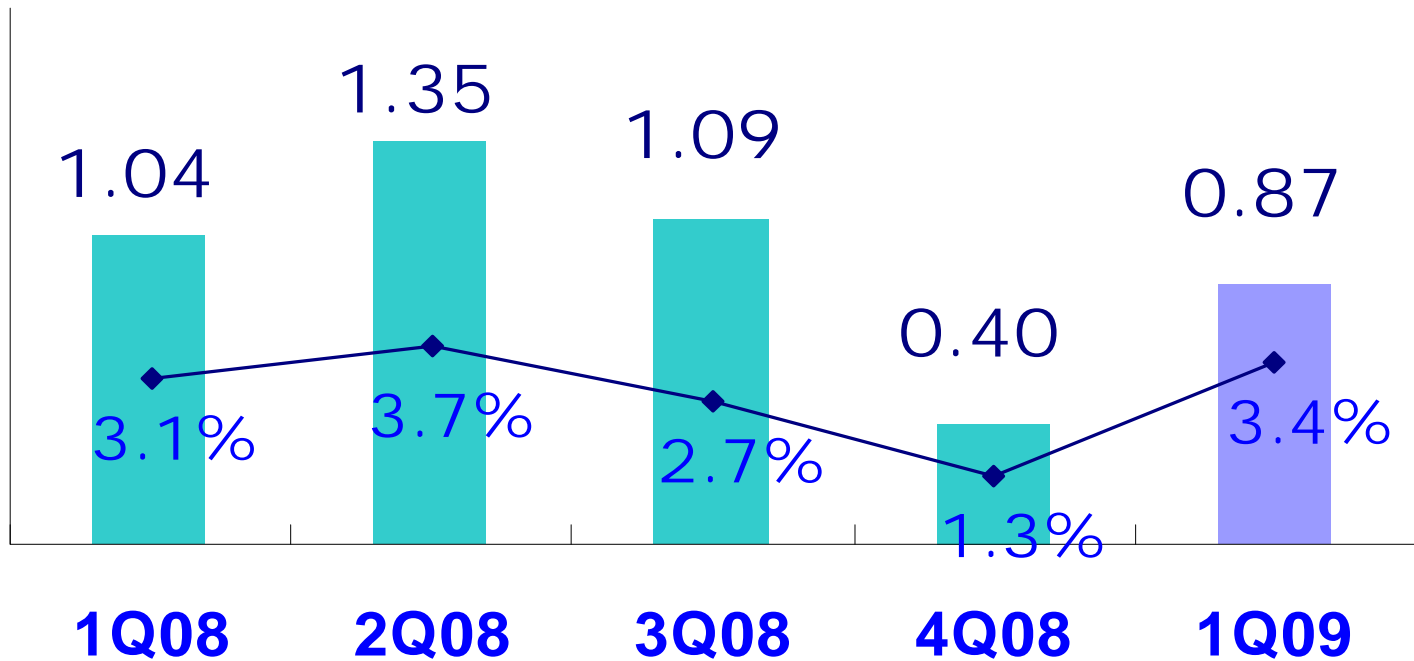
單位：新台幣十億元及營收百分比
Unit: NT\$ billion & % of sales



業外損益

Non-Operating Profit

單位：新台幣十億元及營收百分比
Unit: NT\$ billion & % of sales





業外損益細項

Non-Operating Income Breakdown

單位：新台幣百萬元

Unit: NT\$ million

	4Q08	1Q09
處分投資(Investment disposal)	(179)	6
投資損益(Investment income)	114	141
利息收益(Interest income)	233	70
現金股利(Cash Dividend)	40	0
匯兌損益(F/X) *	172	366
其他業外損益(Others)	21	286
合計(Total)	402	869

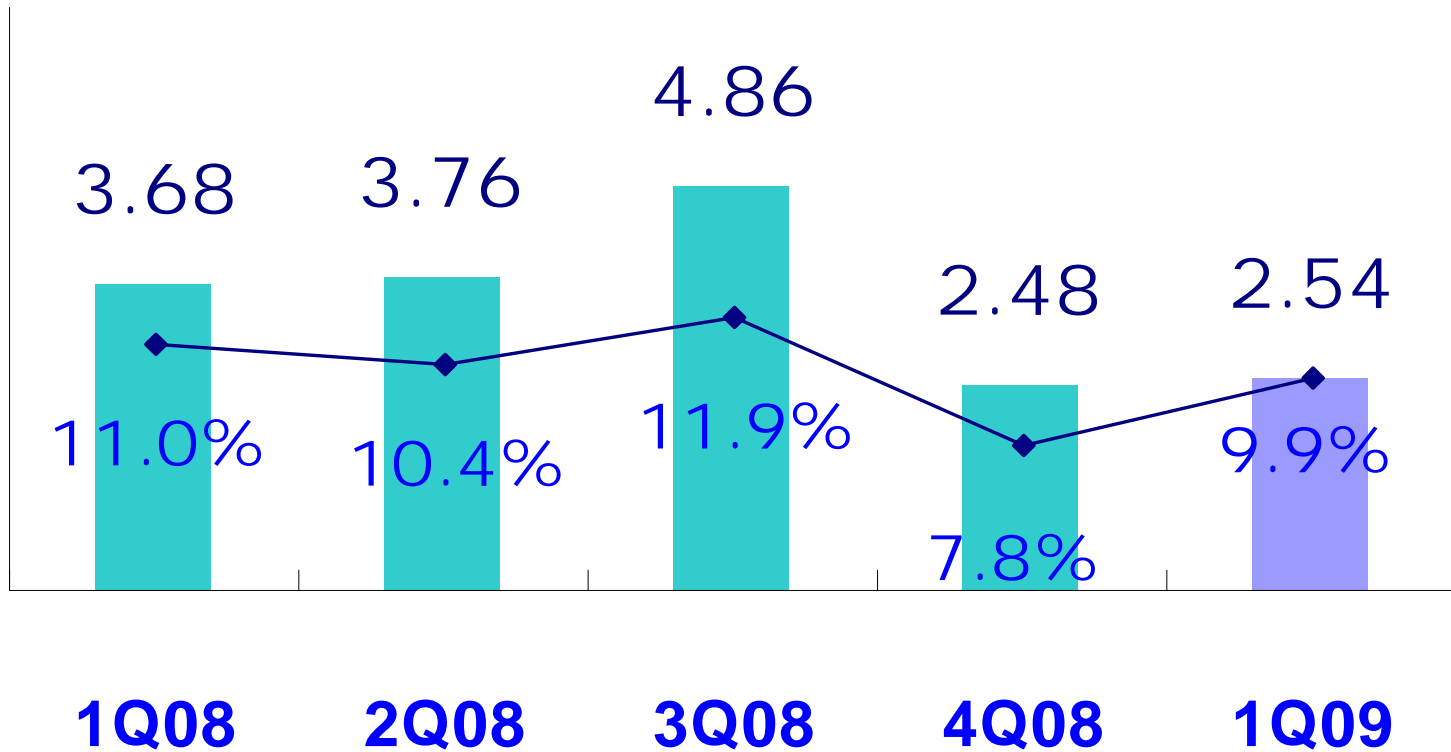
* 包含外匯相關金融資產評價變更

* Including FX-related derivatives' fair value change

稅前淨利

Net Income Before Tax

單位：新台幣十億元及營收百分比
Unit: NT\$ billion & % of sales



所得稅與少數股權

Tax & Minority Interest

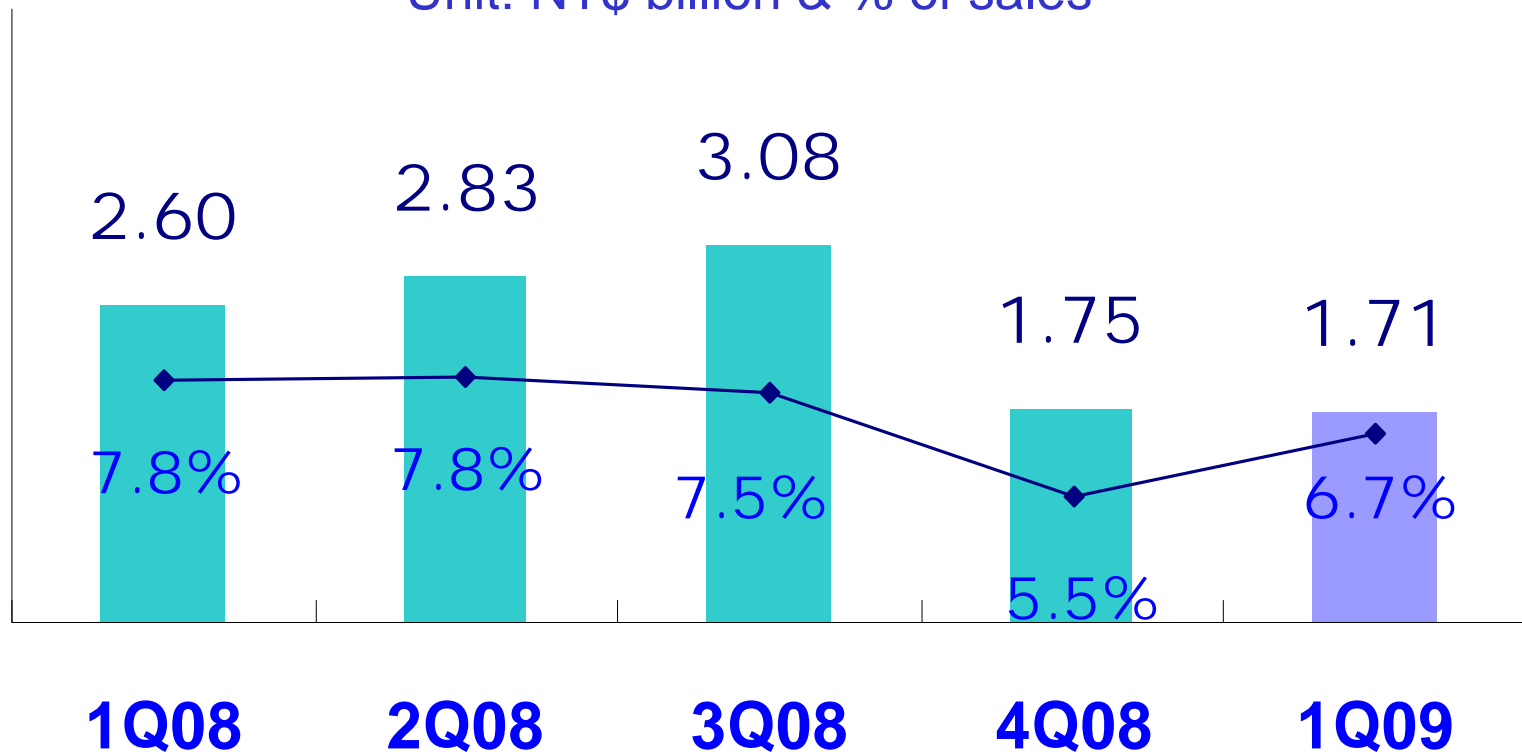
單位：新台幣百萬元
Unit: NT\$ million

	4Q08	1Q09
稅前淨利(Net income before tax)	2,481	2,542
所得稅(Tax)	(374)	(452)
少數股權淨利(Minority interest)	(357)	(382)
稅後淨利(Net income after tax)	1,750	1,707

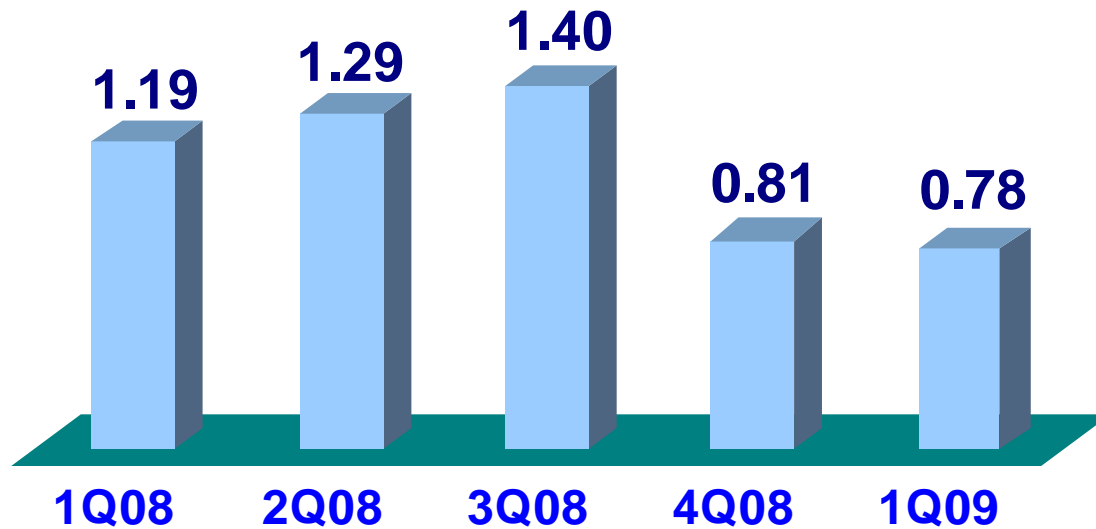
稅後淨利

Net Income After Tax

單位：新台幣十億元及營收百分比
Unit: NT\$ billion & % of sales



每股淨利(新台幣元) EPS (unit: NT\$)



*每股盈餘之設算基於加權平均股數**21.85**億股

*EPS based on weighted average shares outstanding of **2,185** million shares.



合併資產負債表

Consolidated Balance Sheets

			單位：新台幣百萬元		
資 產	1Q09	1Q08	負債及股東權益	1Q09	1Q08
現金及約當現金(Cash & cash equivalents)	47,294	40,278	短期借款(Short-term loans)	4,850	5,874
應收帳款(Receivables)	21,798	27,026	應付帳款(Payables)	24,589	31,192
存貨(Inventory)	7,405	9,912	流動負債合計(Total Current Liability)	30,948	39,298
長期股權投資(Long-term equity investments)	7,523	6,361	遞延所得稅(Deferred income tax)	5,548	4,826
固定資產(Fixed assets)	22,516	18,805	長期負債(Long-term debt)	68	-
			負債總計(Total liabilities)	38,819	45,794
			股東權益(Shareholders' equity)	62,028	59,004
			少數股權(Minority interest)	15,017	11,994
			負債及股東權益總計(Total liabilities and shareholders' equity)	115,864	116,792

- 應收帳款包含應收帳款淨額、應收帳款-關係人淨額、其他應收款、以及其他應收款-關係人
- Receivables include net accounts receivable, net accounts receivable-related parties, other receivables, and other receivables-related parties.
- 應付帳款包含應付帳款、應付帳款-關係人、應付所得稅、應付費用、及其他應付款項
- Payables include accounts payable, accounts payable-related parties, income tax payable, accrued expenses, and other payables.

謝謝！
THANK YOU !